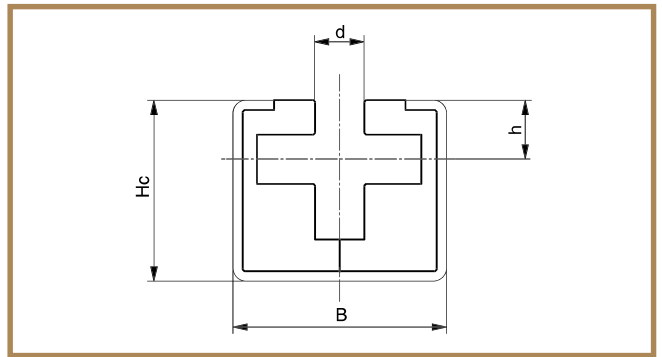


TYPE CRG



Nominal thickness d, DIN 766/764	C profile type	B	Hc	d	h	Article no.
6	C11	45	40	7.0	8.0	231 110 009
						351 020 011
8	C11	45	40	9.5	9.5	231 110 010
						351 020 011
10	C13	65	55	11.5	14.0	231 110 011
						351 020 013
13	C13	65	55	15.0	18.0	231 110 012
						351 020 013

Dimensions in mm



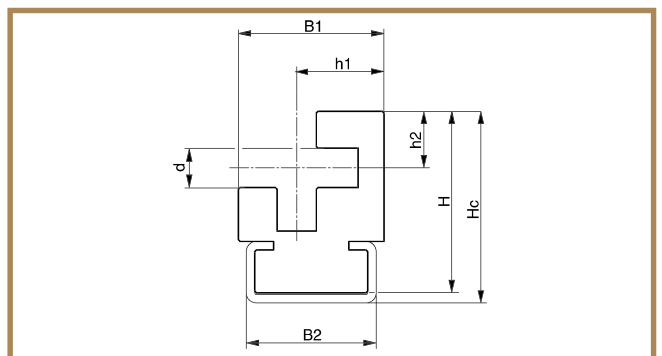
CHAIN GUIDES FOR ROUND LINK CHAINS

TYPE CRO



Nominal thickness d, DIN 766/764	C profile type	B1	B2	H	Hc	d	h1	h2	Article no.
6	C3	27.0	20	32	34	7.0	17.5	10.5	231 110 001
									351 020 003
8	C5	32.0	28	39	42	9.5	20.5	12.5	231 110 002
									351 020 005
10	C9	42.5	38	53	56	11.5	25.5	16.5	231 110 003
									351 020 009
13	C12	60.0	60	67	70	15.0	33.5	20.5	231 110 004
									351 020 012

Dimensions in mm For round link chains that do not comply with DIN 766 or DIN 764 please specify dimensions.



CHAIN, BELT, AND SLIDING GUIDES

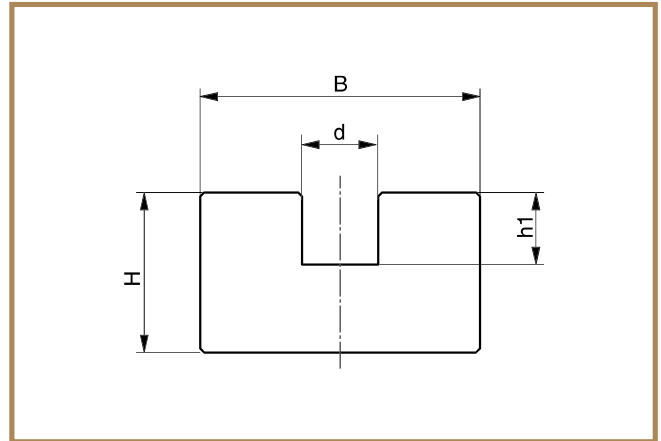
Chain guides for round link chains as per DIN 766/764

TYPE R



Nominal thickness d, DIN 766/764	B	H	d	h1	Article no.
6	30	15	7.0	7	231 010 001
8	38	20	9.0	9	231 010 002
10	45	25	11.5	11	231 010 003
13	55	30	15.0	15	231 010 004

Dimensions in mm



TYPE CRU



Nominal thickness d, DIN 766/764	C profile type	B1	B2	H	Hc	d	h1	Article no.
6		30		14	18	7.0	7	231 110 005
	C5		28					351 020 005
8		38		18	25	9.5	9	231 110 006
	C9		38					351 020 009
10		45		18	28	11.5	11	231 110 007
	C9		38					351 020 009
13		60		25	33	15.0	15	231 110 008
	C12		60					351 020 012

Dimensions in mm For round link chains that do not comply with DIN 766 or DIN 764 please specify dimensions.

